


740AJ Fall Arrest Platform

www.jlg.com



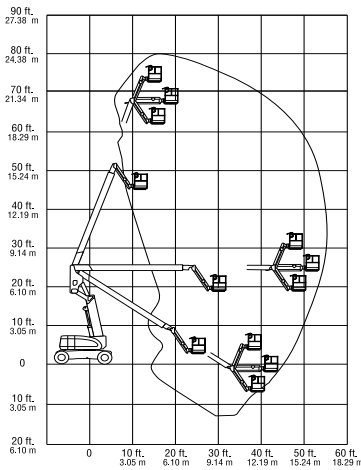
Raising the Standards in Aircraft Maintenance and Safety.

- The Model 740AJ Fall Arrest platform allows a worker to move a full 270° around the platform within a radius of six feet, while still being afforded fall protection.
- The Model 740AJ is capable of reaching all external surfaces on any aircraft manufactured today, even the 747 and military C5B. The standard articulating jib allows for more precise positioning and access to the aircraft.
- The Model 740AJ meets industry jet blast standards (ARP 1328) of 80-mph steady winds and 90-mph gusts, allowing the machine to be used in both controlled and uncontrolled areas.
- The Model 740AJ Fall Arrest meets or exceeds applicable OSHA Regulations in 1926.502, CAL/OSHA article 6, appendix C and ANSI A92.5-1992, and CSA B354.4-M82.
- The optional on-board air compressor features air lines running inside the boom to the platform for pneumatic powered hand tools.
- The Soft Touch option features a suspended padded rail, which surrounds the lower part of the platform. If the suspended rail comes into contact with the aircraft, the operator is alerted and all machine functions are de-activated. The platform rails are also wrapped in padding to provide additional protection.

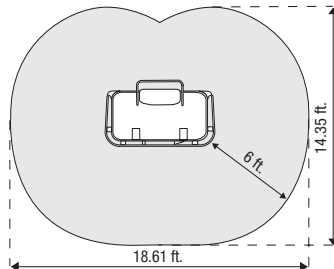


JLG®

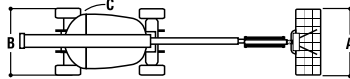
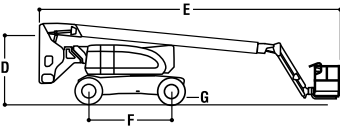
JLG MODEL 740AJ



Worker Envelope
JLG 740 AJ Fall Arrest Articulating Boom



Platform Area: 18 sq. ft.
Total Work Area: 210 sq. ft.



REACH SPECIFICATIONS

Platform Height	74 ft (22.6 m)
Horizontal Outreach	51 ft 10 in (15.8 m)
Up and Over Height	25 ft 1 in (9.78 m)
Swing	360 Degrees Continuous
Platform Capacity - Unrestricted	500 lb (230 kg)
Platform Rotator	180 Degrees Hydraulic
Jib (Range of Articulation)	130 Degrees (+70, -60)

DIMENSIONAL DATA

A. Platform Size	36 x 72 in (0.91 x 1.83 m)
B. Overall Width	8 ft (2.44 m)
C. Tailswing	2 ft 6 in (76 cm)
D. Stowed Height	9 ft 10 in (3.0 m)
E. Stowed Length	36 ft 6 in (11.13 m)
F. Wheelbase	10 ft (3.05 m)
G. Ground Clearance	12 in (30 cm)
Gross Vehicle Weight*	36,800 lb (16,692 kg)
Max. Ground Bearing Pressure	84 PSI (5.3 kg/cm ²)

CHASSIS

Drive Speed 4WD	3.0 mph (4.8 kph)
Gradeability 4WD	45%
Turning Radius, (Inside/Outside) 4WS	7 ft (2.13 m)/14 ft 6 in (4.42 m)
Tire Size/Type - 4WD	18 x 19.5 Foam Filled Wide Lug Tread

POWER SOURCE

Dual Fuel Engine	Ford LRG-425 82 hp (61 kW)
Diesel Engine	Deutz F4L1011F 65 hp (48 kW)
Fuel Tank Capacity	40 gal (151.4 L)
Hydraulic Reservoir	48 gal (181.7 L)
Auxiliary Power	12V DC

*certain options or country standards will increase weight.

Standard Features:

- Fall arrest platform and boom
- 90 mph (144 kph) jet blast rating
- 6 ft. (1.37 m) articulating jib
- 36 x 72 in (.91 x 1.83 m) low mount platform
- 4WD/4WS
- Fixed Axle
- 2500W generator
- Operator's tool tray and corner tool tray
- 18 x 19.5 in. foam filled wide lug tread tires
- 180 degree hydraulic platform rotator
- Platform console machine status light panel*
- 110V-AC receptacle in the platform
- 5 degree tilt alarm/indicator light
- Swing-out engine module
- Gull-wing engine hood
- 12V-DC auxiliary power
- Hourmeter
- Hydrostatic drive
- Proportional controls
- Lifting/tie down lugs
- Horn

*Provides indicator lights at platform control console for system distress, low fuel, 5 degree tilt light and foot switch status.

Individual Options:

- Lights Package ⁽¹⁾
- Soft Touch System
- 1/2 in. Air Line to Platform
- On Board Air Compressor
- Welding Lead to Platform
- Alarm Package ⁽²⁾
- 43.5 Propane Tank
- Cold Weather Start Kit (Ford) ⁽³⁾
- Cold Weather Start Kit (Deutz) ⁽³⁾
- Hostile Environment Kit ⁽⁴⁾

1. Includes platform work lights, head and tail lights.
2. Includes all motion alarm and flashing amber beacon.
3. Includes engine block heater (Ford) or ether assist (Deutz), battery heater, oil tank heater.
4. Includes console cover, boom wipers and cylinder bellows.

THE JLG 1 & 5 WARRANTY

JLG Industries, Inc. backs our products with our exclusive "1 & 5" Warranty. We provide coverage on all products for one (1) full year, and cover all specified major structural components for five (5) full years. Due to continuous product improvements, we reserve the right to make specification and/or equipment changes without prior notification. This machine meets or exceeds applicable OSHA Regulations in 29 CFR 1910.67, 29 CFR 1926.453, and ANSI A92.5-1992, as originally manufactured for intended applications.

FORM NO: SS-740-710-15M
PART NO: 3131116 Printed in the USA
R030302

JLG Industries, Inc.

1 JLG Drive, McConnellsburg, PA 17233-9533
Telephone 717-485-5161
Toll free in US 877-JLG-LIFT
Fax 717-485-6417

www.jlg.com

